



AJ12



AJ12 Chair

Part number: A091201

Electromechanical chair with 3 programmable positions.

5 year warranty.



AJ12 Chair

- AJ12 Electromechanical chair with 3 programmable positions,
- Articulating headrest,
- Swing out armrest,
- Steel backrest stand,
- Steel base plate,
- Chair safety switch,
- Wide backrest, Upgraded fiber leather,
- One touchpad attached on armrest, Foot control

Specifications:

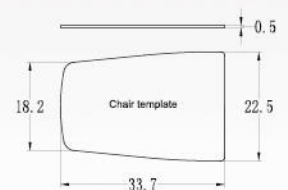
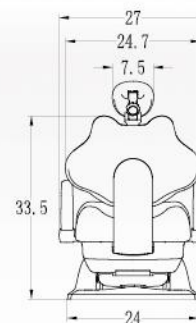
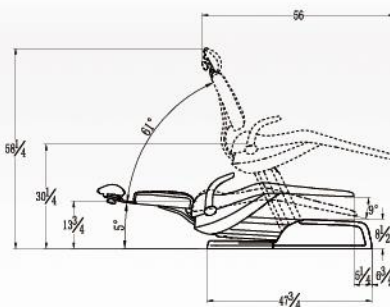
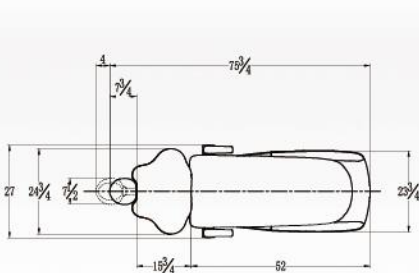
Environmental requirements — Ambient temperature 5 °C~40 °C;
 Humidity ≤80%;
 Atmospheric pressure 8.7 psi~ 15.4psi;

Electrical requirements — AC110V ± 22V;
 50HZ, 60HZ;

Motor run time — Intermittent operation 30s on / 5min Off;

Weight — 320lbs;

Max patient load — 400lbs;



AJ12 Classic 100

Part number: A9121001



Standard Features:

AJ12 Electromechanical chair with 3 programmable positions,
Articulating headrest, Swing out armrest,
Steel backrest stand, Steel base plate, Chair safety switch,
Wide backrest, Upgraded fiber leather,
One touchpad, Foot control
Classic dentist's control head with 3 auto H.P. control,
Individual water coolant controls,
Master handpiece air coolant adjustment,
Asepsis handpiece tubing,
Master on/off switch, 1 doctor syringe, Wet/Dry foot control,
Stainless steel tray with non-slip pad, Flex arm air brake switch

Classic 100 Post mounted utility (PMU) with steel side box,
City water/bottled system, Water outlet and air QD,
Solids collector,
2 HVE, 1SE, 1 syringe on telescoping assistant's control,
Junction box with air/water filters, regulators, master shut-off valves,
5 ft. umbilical
Post mount LED light with sensor control, 3 level intensity adjustment

AJ12 Classic 101

Part number: A9121011



Standard Features:

AJ12 Electromechanical chair with 3 programmable positions,
Articulating headrest, Swing out armrest,
Steel backrest stand, Steel base plate, Chair safety switch,
Wide backrest, Upgraded fiber leather,
One touchpad, Foot control
Classic dentist's control head with 3 auto H.P. control,
Individual water coolant controls,
Master handpiece air coolant adjustment,
Asepsis handpiece tubing,
Master on/off switch, 1 doctor syringe, Remote toggles for cup fill
and bowl rinse, Wet/Dry foot control,
Stainless steel tray with non-slip pad, Flex arm air brake switch,
Porcelain cuspidor bowl with strainer, Cup fill & Bowl rinse toggles.

Classic 101 Post mounted utility (PMU) with steel side box,
City water/bottled system, Water outlet and air QD,
Solids collector,
2 HVE, 1SE, 1 syringe on telescoping assistant's control,
Junction box with air/water filters, regulators, master shut-off valves,
5 ft. umbilical
Post mount LED light with sensor control, 3 level intensity adjustment

AJ12 Classic 200

Part number: A9122001



Standard Features:

AJ12 EL chair with 3 programmable positions,
Articulating headrest, Swing up/down aluminium armrest,
Narrow backrest, upgraded fiber leather, Cast iron chair frame,
Steel backrest stand, Steel base plate,
60 degrees seat rotation, chair safety switch,
One touchpad, Foot control
Swing Classic dentist's control head with 3 auto H.P. control,
Individual water coolant controls,
Master handpiece air coolant adjustment,
Asepsis handpiece tubing,
Master on/off switch, 1 doctor syringe,
Wet/Dry foot control, Stainless steel tray with non-slip pad,
City/bottled water system, 5 ft umbilical,
Junction box with air/water filters, regulators, master shut-off valves,

Chair mounted swing rear assistant vacuum package,
Water outlet and air QD on assistant tray,
Solids collector,
2 HVE, 1SE, 1 syringe
Post mount LED light with sensor control, 3 level intensity
adjustment

AJ12 Classic 201

Part number: A9122011



Standard Features:

AJ12 EL chair with 3 programmable positions,
Articulating headrest, Swing up/down aluminium armrest,
Narrow backrest, upgraded fiber leather, Cast iron chair frame,
Steel backrest stand, Steel base plate,
60 degrees seat rotation, chair safety switch,
One touchpad, Foot control
Swing Classic dentist's control head with 3 auto H.P. control,
Individual water coolant controls,
Master handpiece air coolant adjustment,
Asepsis handpiece tubing,
Master on/off switch, 1 doctor syringe,
Wet/Dry foot control, Stainless steel tray with non-slip pad,
City/bottled water system, 5 ft umbilical,
Junction box with air/water filters, regulators, master shut-off valves,

Swing mount Cupspidor and assistant vacuum package,
City water/bottled system, Water outlet and air QD,
Solids collector,
2 HVE, 1SE, 1 syringe on telescoping assistant's control,
Junction box with air/water filters, regulators, master shut-off valves,
5 ft. umbilical
Post mount LED light with sensor control, 3 level intensity adjustment

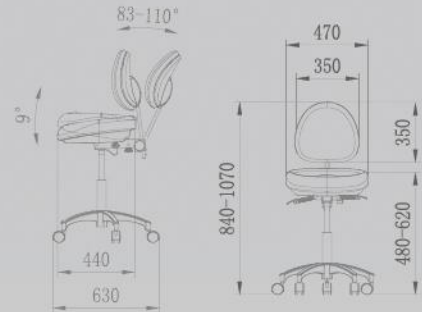
Dental Stools



D3 Doctor stool

Part number: A080103

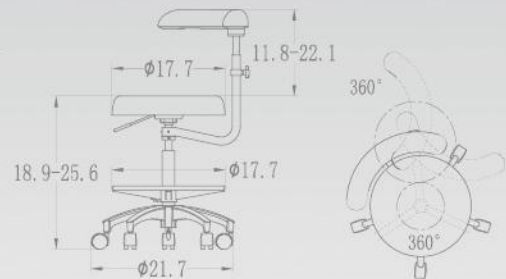
Chrome plated pneumatic cylinder
 Height adjustment,
 Backrest forward backward adjustment,
 Seat surface adjustment,
 Contoured seat & back,
 Fiber leather upholstery
 Cast aluminum star,
 Quiet twin wheel casters,
 1 year warranty




N4 Assistant stool

Part number: A080224

Round seat,
 Fiber leather upholstery,
 Chrome plated pneumatic cylinder
 Adjustable chrome foot ring
 Cast aluminum star
 Ratcheting body support,
 1 year warranty



Color sample
 (Fiber leather)



Technical support: 800 488 9708

Add: 1590 S Milliken Ave., unit A, Ontario, CA 91761

Tel: (626) 620 0456

www.adsdental.com www.adsequip.com

sales@adsequip.com